

PILOTS GUIDE TO AIRPORT SIGNS AND MARKINGS

AIRPORT SIGNS







- B 4-22** Taxiway/Runway Holding Position: Hold short of intersecting runway
- 26-8** Runway/Runway Holding Position: Hold short of intersecting runway
- 8-APCH** Runway Approach Holding Position: Hold short when instructed to by ATC
- ILS** ILS Critical Area Holding Position: Hold short when instructed to by ATC
- No Entry** Identifies paved areas where aircraft entry is prohibited
- B** Taxiway Location: Identifies taxiway on which aircraft is located
- 22** Runway Location: Identifies runway on which aircraft is located
- 4** Runway Distance Remaining: Identifies runway length remaining

-  Runway Boundary: Exit boundary from runway protected area
-  ILS Critical Area Boundary: When exiting runway, sign shows exit boundary of ILS critical area
-  Runway Exit: Defines direction and designation of exit taxiway from runway
-  Taxiway Direction: Defines direction and designation of intersecting taxiway(s)
-  Outbound Destination: Defines direction to take-off runway(s)
-  Inbound Destination: Indicates direction of destination ie. terminal
-  Taxiway Ending Marker: Indicates taxiway does not continue beyond this point
-  Direction Sign Array: Identifies location in conjunction with multiple intersecting taxiways

Line Up and Wait has replaced "Taxi Into Position and Hold." The language permits entry onto the runway to await further instructions, but is not a take-off clearance.

If ever in doubt about a clearance or taxi instruction, do not hesitate to **ASK FOR HELP!**

ATCT LIGHT GUN SIGNALS

- Steady Green:**  Cleared for takeoff
- Flashing Green:**  Cleared to taxi
- Steady Red:**  Stop
- Flashing Red:**  Taxi clear of the runway in use
- Flashing White:**  Return to starting point on airport
- Alternating Green/Red:**  Exercise extreme caution

PILOTS GUIDE TO AIRPORT SIGNS AND MARKINGS

AIRPORT MARKINGS



Runway Holding Position: Hold short of intersecting runway; also a land and hold short marking



Non-Movement Area Boundary: Don't cross solid line into movement area without prior ATC authorization



Holding Position With Enhanced Taxiway Centerline: Alerts of an approaching runway



Taxiway/Taxiway Holding Position: Hold short of intersecting taxiway when directed to by ATC



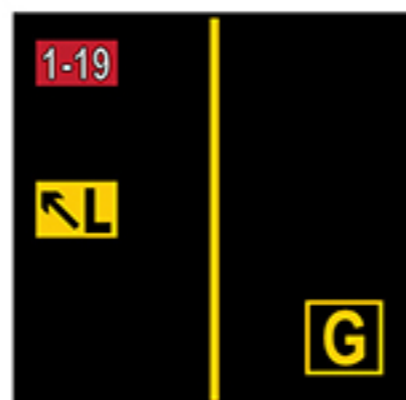
Solid Taxiway Edge: Defines edge of usable full strength taxiway pavement - adjoining pavement not usable



ILS Critical Area Holding Position: Hold short when instructed by ATC



Dashed Taxiway Edge: Defines edge of taxiway where adjoining pavement is available for aircraft use



Surface Painted Holding Position Sign: Designates runway ahead in conjunction with yellow holding position making

Surface Painted Taxiway Direction: Direction and designation of intersecting taxiway

Surface Painted Taxiway Location: Identifies taxiway on which aircraft is located